










STORYSCRIBING GUIDANCE

Sometimes, children like to draw or play while you are scribing their stories

- 
-  Write their name at the top of the page and explain that the story can be as short as they like but not longer than the whole page.
 -  You might want to help them start by saying – “I wonder where does your story start?” Or “I wonder who is in your story?”
 -  Repeat each word or phrase as you write it down – this gives value to their ideas, and space and time for them to imagine what’s next.
 -  Don’t worry about grammar at this stage
 -  If they seem to need a bit of prompting, then use indirect questions eg “I wonder what happens next” or “I wonder where she might go now?” rather than direct questions – this gives more space for possibility thinking.
 -  Ask “is there any more to your story?” if the child stops talking for a while
 -  At the end you can ask what the title of the story is
 -  Read the story out so the child can enjoy it – they might just like listening, or they might act it out, or you might both have fun climbing inside the story and playing characters and scenes

Keep it somewhere special where the child can see it – make a folder to collect the children’s stories. Celebrate them! They have created something completely original.